

























CÓMPUTO MUNICIPAL ELECCIÓN 2010

| DISTRITO | MUNICIPIO        | PARTIDO GANADOR | LISTA NOMINAL |  |  |  |  |  |  |  |  | CANDIDATOS NO REGISTRADOS | CANDIDATO COMUN | VOTOS NULOS | TOTAL | PORCENTAJE DE PARTICIPACIÓN |
|----------|------------------|-----------------|---------------|---|--|---|---|---|---|---|---|---------------------------|-----------------|-------------|-------|-----------------------------|
| VIII     | ABALA            | PAN             | 4348          | 1681  | 1660   |   |   | 391   |   |   |   |                           |                 | 76          | 3808  | 87.58%                      |
| XIV      | ACANCEH          | PVEM            | 10213         | 2294  | 2266   | 164   | 8   | 2445  | 3   | 3   | 0   | 2                         |                 | 132         | 7317  | 71.64%                      |
| XII      | AKIL             | PAN             | 6783          | 2643  | 2490   | 3   | 5   | 1   | 1   | 1   |   |                           |                 | 68          | 5212  | 76.84%                      |
| IX       | BACA             | PRI             | 4137          | 933   | 1454   | 4   | 1   | 4   |   | 6   | 949   | 5                         |                 | 59          | 3415  | 82.55%                      |
| IX       | BOKOBA           | PRI             | 1919          | 818   | 872  |   | 2   |   |   |   |   |                           |                 | 5           | 1697  | 88.43%                      |
| X        | BUCTZOTZ         | PRI             | 6460          | 2543  | 2551   | 32  | 7   | 3   | 2   | 5   | 3   |                           |                 | 112         | 5258  | 81.39%                      |
| IX       | CACALCHEN        | CONVERGENCIA    | 5053          | 987   | 789  | 978   | 10  |   | 1302  |   | 1   |                           |                 | 45          | 4112  | 81.38%                      |
| XI       | CALOTMUL         | PRI             | 3001          | 1140  | 1453   |   | 4   |   |   |   | 1   |                           |                 | 33          | 2631  | 87.67%                      |
| X        | CANSAHCAB        | PAN             | 3697          | 1361  | 1249   | 81  | 1   | 128   | 1   | 3   | 66  |                           |                 | 37          | 2927  | 79.17%                      |
| XV       | CANTAMAYEC       | PRI             | 1453          | 559   | 694  | 1   | 1   | 1   |   | 1   |   |                           |                 | 4           | 1261  | 86.79%                      |
| VIII     | CELESTUN         | PAN             | 4377          | 1179  | 1110   | 728   | 57  | 202   | 19  |   | 136   |                           |                 | 36          | 3467  | 79.21%                      |
| XV       | CENOTILLO        | PAN             | 3195          | 1173  | 1042   |   | 2   | 150   |   | 1   |   |                           |                 | 27          | 2395  | 74.96%                      |
| IX       | CONKAL           | PAN             | 6465          | 2720  | 2616   | 1   | 2   |   | 2   | 1   |   |                           |                 | 41          | 5383  | 83.26%                      |
| XV       | CUNCUNUL         | PAN             | 1149          | 524   | 468  |   | 1   |   |   |   |   |                           |                 | 45          | 1038  | 90.34%                      |
| XIV      | CUZAMA           | PRI             | 3325          | 1196  | 1573   |   |   |   |   |   |   |                           |                 | 63          | 2832  | 85.17%                      |
| XII      | CHACSINKIN       | PRI             | 1727          | 755   | 811  |   |   |   |   |   |   |                           |                 | 7           | 1573  | 91.08%                      |
| XV       | CHANKOM          | PRI             | 3123          | 1218  | 1534   | 1   | 1   | 5   |   |   | 1   |                           |                 | 13          | 2773  | 88.79%                      |
| XIII     | CHAPAB           | PRI             | 2445          | 906   | 1079   | 3   |   |   |   | 2   |   | 4                         |                 | 24          | 2018  | 82.54%                      |
| XI       | CHEMAX           | PAN             | 17639         | 6710  | 4487   | 2610  | 37  | 981   | 2   | 7   | 3   |                           |                 | 163         | 15000 | 85.04%                      |
| IX       | CHICXULUB PUEBLO | PAN             | 2832          | 1084  | 832  | 407   | 1   | 1   |   |   | 1   |                           |                 | 42          | 2368  | 83.62%                      |
| XI       | CHICHIMILA       | PRI             | 5164          | 1141  | 2197   | 3   | 3   | 7   | 6   | 6   | 1111  |                           |                 | 62          | 4536  | 87.84%                      |
| XV       | CHIKINDZONOT     | PAN             | 2669          | 969   | 1354   |   |   |   |   |   |   |                           |                 |             | 2323  | 87.04%                      |
| VIII     | CHOCHOLA         | PRI             | 3222          | 1239  | 1340   | 17  | 42  | 1   | 1   | 1   |   |                           |                 | 24          | 2665  | 82.71%                      |
| XIV      | CHUMAYEL         | PRI             | 2355          | 956   | 982  |   | 1   |   |   | 2   |   |                           |                 | 1           | 1942  | 82.46%                      |
| XIII     | DZAN             | PAN             | 3436          | 1137  | 935  | 637   | 5   |   |   | 1   | 1   |                           |                 |             | 2716  | 79.05%                      |
| IX       | DZEMUL           | PAN             | 2766          | 1270  | 1164   | 7   |   | 1   |   |   |   |                           |                 | 29          | 2471  | 89.33%                      |









CÓMPUTO MUNICIPAL ELECCIÓN 2010

| DISTRITO | MUNICIPIO       | PARTIDO GANADOR | LISTA NOMINAL |  |  |  |  |  |  |  |  | CANDIDATOS NO REGISTRADOS | CANDIDATO COMUN | VOTOS NULOS | TOTAL  | PORCENTAJE DE PARTICIPACIÓN |
|----------|-----------------|-----------------|---------------|---|--|---|---|---|---|---|---|---------------------------|-----------------|-------------|--------|-----------------------------|
| X        | DZIDZANTUN      | PRI             | 6265          | 978   | 2276   | 1681  | 1   |   |   |   | 22  | 7                         | 1009            | 61          | 6035   | 96.33%                      |
| X        | DZILAM DE BRAVO | PAN             | 1787          | 832   | 777  |   | 2   |   |   | 1   |   |                           |                 | 7           | 1619   | 90.60%                      |
| X        | DZILAM GONZALEZ | PRI             | 4339          | 1623  | 2210   | 2   |   |   |   | 2   |   |                           |                 | 25          | 3862   | 89.01%                      |
| XV       | DZITAS          | PAN             | 2578          | 1124  | 1041   |   | 1   |   | 1   | 1   |   |                           |                 |             | 2168   | 84.10%                      |
| X        | DZONCAUICH      | PAN             | 2331          | 1002  | 941  |   |   |   |   |   |   |                           |                 | 24          | 1967   | 84.38%                      |
| XV       | ESPITA          | PRI             | 9265          | 2979  | 3532   | 181   | 56  | 551   | 2   | 1   | 1   |                           | 23              | 123         | 7449   | 80.40%                      |
| XIII     | HALACHO         | PAN             | 12998         | 5778  | 4876   | 169   | 5   | 104   | 2   | 7   | 1   |                           |                 | 200         | 11142  | 85.72%                      |
| XIV      | HOCABA          | PAN             | 4251          | 1662  | 1514   | 1   | 1   | 7   | 2   | 3   |   |                           |                 | 24          | 3214   | 75.61%                      |
| XIV      | HOCTUN          | PAN             | 4392          | 1810  | 1439   | 107   | 2   | 11  | 2   | 1   |   |                           |                 | 28          | 3400   | 77.41%                      |
| XIV      | HOMUN           | PRI             | 5087          | 1873  | 2303   | 27  | 4   | 1   | 3   | 5   | 1   | 2                         |                 | 33          | 4252   | 83.59%                      |
| XIV      | HUHI            | PRI             | 3542          | 1370  | 1530   |   | 3   |   | 1   | 1   |   |                           |                 | 41          | 2946   | 83.17%                      |
| VIII     | HUNUCMA         | PRI             | 20278         | 5373  | 7637   | 225   | 13  | 13  | 4   | 5   | 6   |                           |                 | 239         | 13515  | 66.65%                      |
| IX       | IXIL            | PRI             | 2578          | 949   | 1115   | 4   |   |   |   | 11  | 1   |                           |                 | 29          | 2109   | 81.81%                      |
| XV       | IZAMAL          | PRI             | 18094         | 4882  | 5701   | 57  | 11  | 3166  | 12  | 3   | 12  | 1                         |                 | 344         | 14189  | 78.42%                      |
| VI       | KANASIN         | PAN             | 42107         | 10417   | 9253   | 263   | 133   | 1894  | 13  | 58  | 21  | 8                         |                 | 485         | 22545  | 53.54%                      |
| XV       | KANTUNIL        | PRI             | 3647          | 1109  | 1271   | 65  | 5   | 397   | 1   |   |   | 7                         |                 | 31          | 2886   | 79.13%                      |
| XV       | KAUA            | PAN             | 1758          | 858   | 736  |   |   |   |   |   | 1   |                           |                 |             | 1595   | 90.73%                      |
| VIII     | KINCHIL         | PRI             | 4220          | 1424  | 1648   | 480   | 3   | 1   | 2   | 4   | 9   |                           |                 |             | 3571   | 84.62%                      |
| XIII     | KOPOMA          | PRI             | 1839          | 234   | 984  | 81  | 2   |   |   |   | 1   |                           |                 | 43          | 1345   | 73.14%                      |
| XIV      | MAMA            | PAN             | 2196          | 919   | 851  | 4   | 2   | 2   |   | 1   |   |                           |                 | 12          | 1791   | 81.56%                      |
| XIII     | MANI            | PAN             | 3848          | 1718  | 1318   | 3   | 4   | 1   | 1   |   |   |                           |                 | 22          | 3067   | 79.70%                      |
| XIII     | MAXCANU         | PRI             | 14737         | 3493  | 5106   | 51  | 86  | 2552  | 5   | 7   | 1   | 7                         |                 | 144         | 11452  | 77.71%                      |
| XIV      | MAYAPAN         | PAN             | 1831          | 830   | 738  | 11  | 1   | 0   | 0   | 2   | 0   | 0                         |                 | 8           | 1590   | 86.84%                      |
|          | MERIDA          | PRI             | 570094        | 141159  | 150870   | 2419  | 3171  | 2239  | 1625  | 269   | 2561  | 252                       | 992             | 7043        | 312600 | 54.83%                      |
| IX       | MOCOCHA         | PRI             | 2331          | 806   | 1195   | 2   | 2   | 2   |   |   | 2   |                           |                 | 22          | 2031   | 87.13%                      |
| IX       | MOTUL           | PAN             | 23223         | 8041  | 7460   | 310   | 11  | 16  | 3   | 19  | 339   | 1                         |                 | 382         | 16582  | 71.40%                      |

CÓMPUTO MUNICIPAL ELECCIÓN 2010

| DISTRITO | MUNICIPIO        | PARTIDO GANADOR | LISTA NOMINAL |  |  |  |  |  |  |  |  | CANDIDATOS NO REGISTRADOS | CANDIDATO COMUN | VOTOS NULOS | TOTAL | PORCENTAJE DE PARTICIPACIÓN |
|----------|------------------|-----------------|---------------|---|--|---|---|---|---|---|---|---------------------------|-----------------|-------------|-------|-----------------------------|
| XIII     | MUNA             | PRI             | 9321          | 1987  | 2776   | 1104  | 18  | 119   | 2   | 1   |   |                           |                 | 30          | 6037  | 64.77%                      |
| IX       | MUXUPIP          |                 | 2157          | ELECCIÓN EXTRAORDINARIA   |  |   |   |   |   |   |   |                           |                 |             |       |                             |
| XIII     | OPICHEN          | PAN             | 4066          | 1722  | 1292   | 69  | 70  |   |   | 1   | 2   |                           |                 | 3           | 3159  | 77.69%                      |
| XII      | OXKUTZCAB        | PRI             | 19917         | 2328  | 4889   | 46  | 4780  | 4   | 7   | 3   | 31  | 9                         |                 | 448         | 12545 | 62.99%                      |
| X        | PANABA           | PRI             | 5351          | 1646  | 2548   | 107   | 3   | 1   |   | 1   |   |                           |                 |             | 4306  | 80.47%                      |
| XII      | PETO             | PAN             | 15402         | 5300  | 4840   | 61  | 500   | 5   | 2   | 11  | 4   | 1                         |                 | 101         | 10825 | 70.28%                      |
| IX       | PROGRESO         | PRI             | 37483         | 3135  | 15322  | 756   | 46  | 33  | 127   | 7   | 26  | 29                        |                 | 710         | 20191 | 53.87%                      |
| XV       | QUINTANA ROO     | PRI             | 970           | 320   | 499  |   |   |   |   |   |   |                           |                 | 9           | 828   | 85.36%                      |
| X        | RIO LAGARTOS     | PRI             | 2442          | 886   | 1330   | 5   | 1   |   |   |   |   |                           |                 |             | 2222  | 90.99%                      |
| XIII     | SACALUM          | PRI             | 3190          | 1165  | 1546   | 3   | 2   | 41  | 21  | 9   |   |                           |                 | 20          | 2807  | 87.99%                      |
| VIII     | SAMAHIL          | PRI             | 3492          | 539   | 1393   | 1027  | 5   | 1   | 1   | 3   | 16  |                           |                 | 69          | 3054  | 87.46%                      |
| XIV      | SANAHCAT         | PRI             | 1276          | 512   | 627  |   |   |   |   |   |   | 2                         |                 | 16          | 1157  | 90.67%                      |
| X        | SAN FELIPE       | PAN             | 1392          | 676   | 623  |   | 4   |   |   |   |   |                           |                 | 4           | 1307  | 93.89%                      |
| XIII     | SANTA ELENA      | PRI             | 2673          | 839   | 1197   |   | 1   |   |   |   |   |                           |                 | 24          | 2061  | 77.10%                      |
| XIV      | SEYE             | PAN             | 6553          | 2349  | 1981   | 37  | 640   | 19  | 1   | 2   |   |                           |                 |             | 5029  | 76.74%                      |
| X        | SINANCHE         | PRI             | 2368          | 766   | 836  | 4   |   | 441   | 10  |   |   |                           |                 | 33          | 2090  | 88.26%                      |
| XV       | SOTUTA           | PRI             | 5232          | 814   | 1984   | 822   | 197   | 2   |   |   |   |                           |                 | 45          | 3864  | 73.85%                      |
| X        | SUCILA           | PRI             | 2727          | 751   | 1482   | 4   | 3   | 2   |   |   |   |                           |                 | 14          | 2256  | 82.73%                      |
| XV       | SUDZAL           | PAN             | 1273          | 439   | 313  | 223   | 2   | 115   | 1   |   |   |                           |                 | 23          | 1116  | 87.67%                      |
| XV       | SUMA             | PVEM            | 1624          | 11  | 642  |   |   | 703   |   |   |   |                           |                 | 32          | 1388  | 85.47%                      |
| XII      | TAHDZIU          | PRD             | 2020          | 577   | 595  | 661   | 3   | 1   | 1   |   |   |                           |                 | 33          | 1871  | 92.62%                      |
| XIV      | TAHMEK           | PRD             | 2916          | 643   | 801  | 1062  |   |   |   |   |   |                           |                 | 34          | 2540  | 87.11%                      |
| XII      | TEABO            | PAN             | 3845          | 1606  | 1572   | 3   |   |   |   | 1   |   |                           |                 | 33          | 3215  | 83.62%                      |
| XIV      | TECOH            | PRI             | 11018         | 2811  | 4974   | 186   | 10  | 11  | 3   | 4   | 3   | 4                         |                 | 368         | 8374  | 76.00%                      |
| XV       | TEKAL DE VENEGAS | PAN             | 2036          | 932   | 732  | 54  |   |   |   |   |   |                           |                 | 12          | 1730  | 84.97%                      |
| XV       | TEKANTO          | PRI             | 2946          | 935   | 1400   | 141   | 2   | 1   |   |   |   |                           |                 | 14          | 2493  | 84.62%                      |

CÓMPUTO MUNICIPAL ELECCIÓN 2010

| DISTRITO | MUNICIPIO      | PARTIDO GANADOR | LISTA NOMINAL |  |  |  |  |  |  |  |  | CANDIDATOS NO REGISTRADOS | CANDIDATO COMUN | VOTOS NULOS | TOTAL | PORCENTAJE DE PARTICIPACIÓN |
|----------|----------------|-----------------|---------------|---|--|---|---|---|---|---|---|---------------------------|-----------------|-------------|-------|-----------------------------|
| XII      | TEKAX          | PRI             | 25654         | 5284  | 7371   | 4340  | 383   | 9   | 143   | 5   | 447   | 9                         | 138             | 424         | 18553 | 72.32%                      |
| XIV      | TEKIT          | PAN             | 6777          | 3116  | 2913   |   | 2   |   |   |   |   |                           |                 | 54          | 6085  | 89.79%                      |
| XV       | TEKOM          | PRI             | 2246          | 747   | 1314   |   |   |   |   |   |   |                           |                 | 18          | 2079  | 92.56%                      |
| IX       | TELCHAC PUEBLO | PRI             | 2834          | 1015  | 1323   | 22  | 2   |   |   |   |   |                           |                 | 27          | 2389  | 84.30%                      |
| IX       | TELCHAC PUERTO | PRI             | 1380          | 506   | 641  | 4   |   | 1   |   |   | 1   |                           |                 | 3           | 1156  | 83.77%                      |
| X        | TEMAX          | PRI             | 5108          | 1591  | 1905   | 32  | 4   | 743   |   |   | 1   |                           |                 | 52          | 4328  | 84.73%                      |
| XI       | TEMOZON        | PANAL           | 9094          | 1770  | 2701   | 23  | 8   | 46  | 21  | 47  | 2779  |                           |                 | 280         | 7675  | 84.40%                      |
| XV       | TEPAKAN        | PRD             | 1867          | 50  | 655  | 882   | 5   |   |   |   |   |                           |                 | 22          | 1614  | 86.45%                      |
| VIII     | TETIZ          | PAN             | 3318          | 970   | 849  | 708   | 4   |   |   | 1   | 64  |                           |                 | 23          | 2619  | 78.93%                      |
| XV       | TEYA           | PRI             | 1497          | 277   | 795  | 90  |   |   |   | 8   |   |                           |                 | 35          | 1205  | 80.49%                      |
| XIII     | TICUL          | PRI             | 25252         | 6633  | 10302  | 88  | 81  | 26  | 180   | 32  | 439   | 2                         |                 | 211         | 17994 | 71.26%                      |
| XIV      | TIMUCUY        | PRI             | 4532          | 1947  | 2049   |   |   |   |   |   |   |                           |                 | 26          | 4022  | 88.75%                      |
| XV       | TINUM          | PAN             | 6894          | 3121  | 1705   | 3   | 2   | 594   | 2   | 4   | 1   |                           |                 | 73          | 5505  | 79.85%                      |
| XV       | TIXCACALCUPUL  | PRI             | 3834          | 1504  | 1535   | 108   | 1   | 0   | 1   | 1   | 0   | 0                         |                 | 80          | 3230  | 84.25%                      |
| XIV      | TIXKOKOB       | PRI             | 12228         | 4171  | 5160   | 358   | 112   | 4   | 1   | 2   | 5   |                           |                 | 209         | 10022 | 81.96%                      |
| XII      | TIXMEHUAC      | PRI             | 2992          | 64  | 1343   | 1167  |   |   |   |   |   |                           |                 | 37          | 2611  | 87.27%                      |
| XIV      | TIXPEHUAL      | PVEM            | 3985          | 369   | 801  | 185   | 3   | 1863  | 1   | 1   | 73  |                           |                 | 125         | 3421  | 85.85%                      |
| X        | TIZIMIN        | PAN             | 45978         | 15626   | 13369  | 423   | 111   | 46  | 29  | 60  | 17  | 1                         | 42              | 342         | 30066 | 65.39%                      |
| XV       | TUNKAS         | PAN             | 2920          | 1274  | 1003   |   |   |   | 1   |   |   |                           |                 | 46          | 2324  | 79.59%                      |
| XII      | TZUCACAB       | PRI             | 8499          | 2777  | 3405   | 128   | 5   | 6   |   |   |   | 4                         |                 | 82          | 6407  | 75.39%                      |
| XV       | UAYMA          | PRI             | 2357          | 1062  | 1064   | 1   |   |   |   |   |   |                           |                 | 11          | 2138  | 90.71%                      |
| VIII     | UCU            | PRI             | 2374          | 209   | 1054   | 26  | 1   | 452   | 1   | 6   | 34  | 3                         |                 | 58          | 1844  | 77.67%                      |
| VIII     | UMAN           | PRI             | 32630         | 5472  | 9426   | 3752  | 267   |   |   |   | 74  | 47                        |                 | 386         | 19424 | 59.53%                      |
| XI       | VALLADOLID     | PRI             | 44555         | 12107   | 15498  | 833   | 83  | 244   | 21  | 25  | 168   | 3                         |                 | 535         | 29517 | 66.25%                      |
| XIV      | XOCHEL         | PRI             | 2283          | 365   | 606  | 285   | 61  | 529   | 1   | 2   |   |                           |                 | 38          | 1887  | 82.65%                      |
| XV       | YAXCABA        | PRI             | 8769          | 3423  | 3441   | 14  | 13  | 10  | 4   | 14  | 1   | 8                         |                 | 117         | 7045  | 80.34%                      |

CÓMPUTO MUNICIPAL ELECCIÓN 2010

| DISTRITO | MUNICIPIO | PARTIDO GANADOR | LISTA NOMINAL |  |  |  |  |  |  |  |  | CANDIDATOS NO REGISTRADOS | CANDIDATO COMUN | VOTOS NULOS | TOTAL | PORCENTAJE DE PARTICIPACIÓN |
|----------|-----------|-----------------|---------------|---|--|---|---|---|---|---|---|---------------------------|-----------------|-------------|-------|-----------------------------|
| IX       | YAXKUKUL  | PRI             | 2089          | 897   | 933  | 2   |   |   |   |   |   |                           |                 | 17          | 1849  | 88.51%                      |
| X        | YOBAIN    | PRI             | 1745          | 743   | 782  | 2   | 2   |   |   |   |   |                           |                 | 22          | 1551  | 88.88%                      |